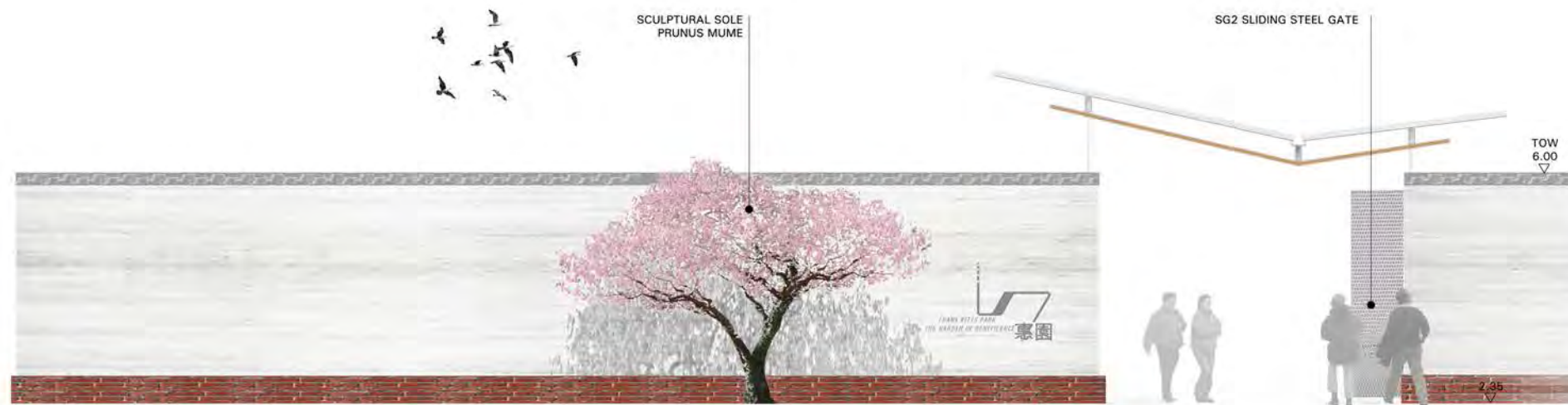


1:100@A3




west elevation with chinese plum

stone finish to wall
wide stone capping
terracotta stone wall upstand



section through wall with Chinese plum

stone finish to entry plaza, terracotta stone wall upstand,
while plaster finish to heavens well wide stone capping to
entry plaza, narrow stone capping to Heaven's well.



section through widened wall with signage



by
Wright + Associates Ltd. - Landscape
Athfield Architects - Architecture
Duncan Campbell - Chinese Garden Consultant
for
City Shaper
Wellington Chinese Garden Society

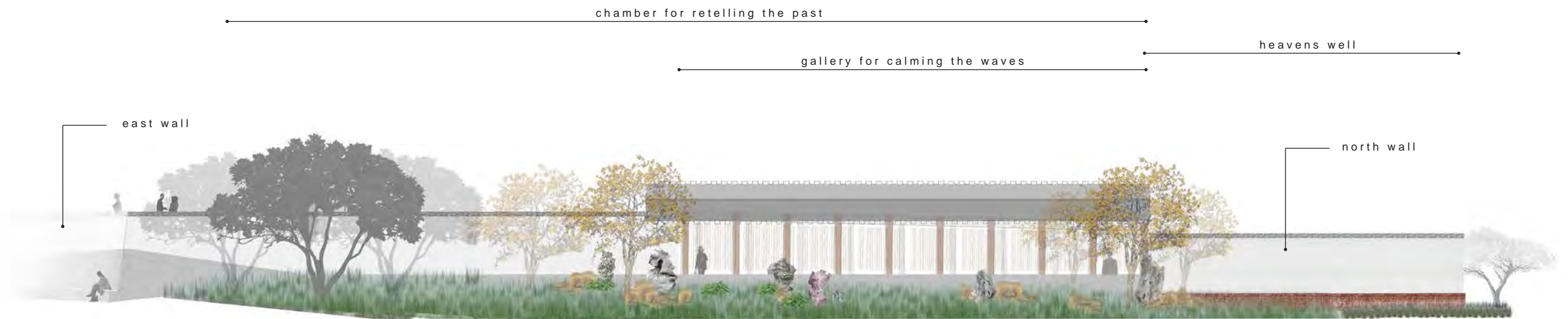
Dunning Thornton Consultants Limited - Structural
Aurecon - Civil, Services + Environmental
eCubed- Lighting

RESOURCE CONSENT
11th April 2016


REV	DATE	ISSUE
A	RC CLIENT REVIEW	04.02.2016
B	RESOURCE CONSENT	11.04.2016

LA RC 3-00
Chinese garden walls - Heaven's Well

1:100@A3



north elevation



section through north wall
at junction of raingarden + heaven's well

stone finish to external side of wall, white plaster finish to heaven's well

wide stone capping to external side of wall, narrow stone capping to Heaven's well



section through north wall
at junction of garden adjoining harbour lawn + the gallery

large cropped stone finish to external side of wall, + gallery

patined steel or timber for columns with interlocking roof system using spanning painted steel sections that reference both the interlocked bamboo roofing and also wharfish stuff like sheet piling

profile scale to be developed and material could be steel, a textured GRP section that might carry some light, or some other folded profile.

hardwood soffit could potentially be bamboo.



section through north wall
at junction of garden adjoining harbour lawn + gallery of calming the waves

large stone base and precast concrete finish to external side of wall, precast finish to inside wall with pohutukawa shadow engraving

wide stone capping to external side of wall, narrow stone capping to inside wall



section through east wall
at junction of harbour promenade + gallery of calming the waves

large cropped stone base and precast concrete finish to external side of wall, precast concrete finish to inside wall

wide stone capping to external side of wall, narrow stone capping to inside wall



by Wraight + Associates Ltd. - Landscape
Athfield Architects - Architecture
Duncan Campbell - Chinese Garden Consultant
for City Shaper
Wellington Chinese Garden Society

Dunning Thornton Consultants Limited - Structural
Aurecon - Civil, Services + Environmental
eCubed- Lighting

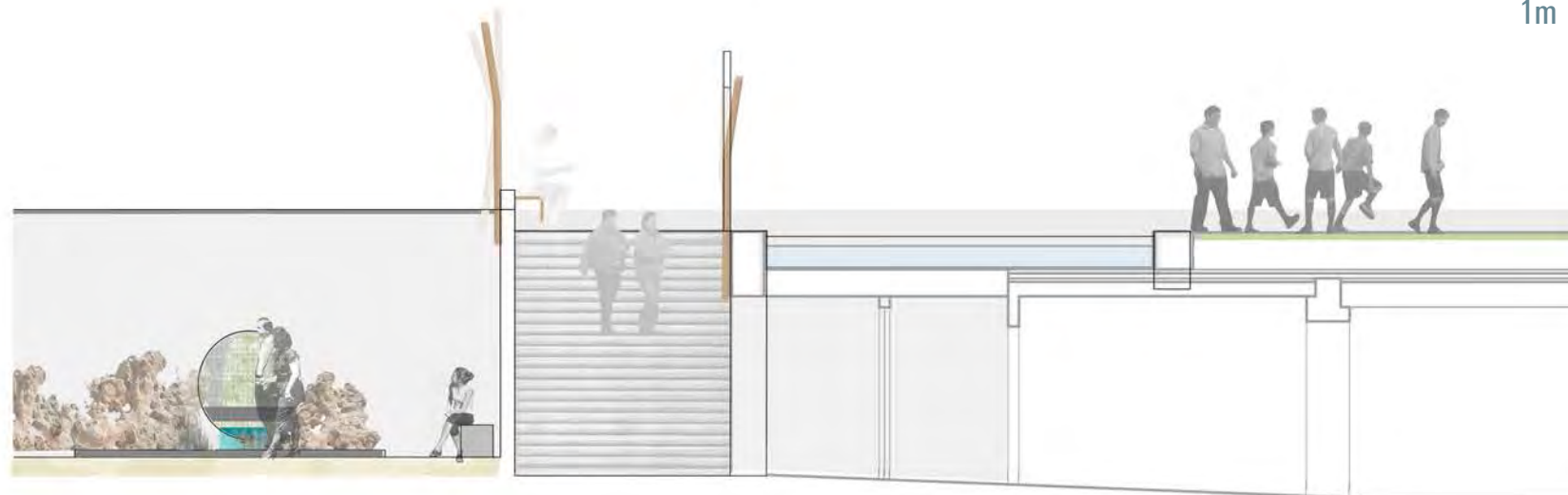
RESOURCE CONSENT
11th April 2016

REV	DATE	ISSUE
A	RC CLIENT REVIEW	04.02.2016
B	RESOURCE CONSENT	11.04.2016

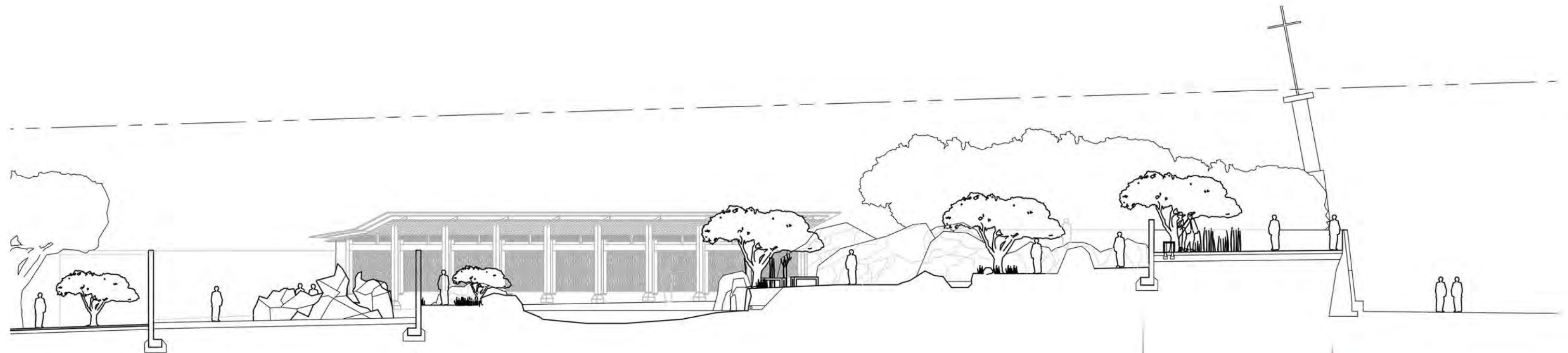
LA RC 3-01
Chinese garden walls - north + east



section 1 - chamber for retelling the past
to the pool of still waters



section 2 - heavens well to
the pool of still waters



entry plaza
to heaven's well
with chinese plum

stone finish to entry plaza, white plaster finish
to heaven's well

wide stone capping to entry plaza, narrow stone
capping to heaven's well

terrace upstand to entry plaza



heaven's well
to chamber for retelling the past

white plaster finish to heaven's well with stone tile
finish to chamber for retelling the past

wide stone capping to entry plaza, narrow stone cap-
ping to heaven's well



chamber for retelling the past to chamber
for contemplating the future

natural stone finish to chamber for contemplating the
future and slot windows filled with metallic decorative
screens and bespoke stone walls to be supplied from
the Peoples Republic of China



chamber for contemplating the future
to the harbour promenade

large dropped stone base and sandblast precast concrete
finish to external side of wall, off form precast finish to
inside wall

wide stone capping to external side of wall
narrow stone capping to inside wall


FS1

module bench
concrete precast bench
hardwood timber seat




FS2

concrete precast bench
with timber seat



FS4

concrete insitu raked wall (various shapes
and heights. Refer to landscape plans)
with 30% coverage with timber seats of
which half have backs and arms.



FS3

recycled seat-walls
primary module cut from existing FK
walls to undergo demolition



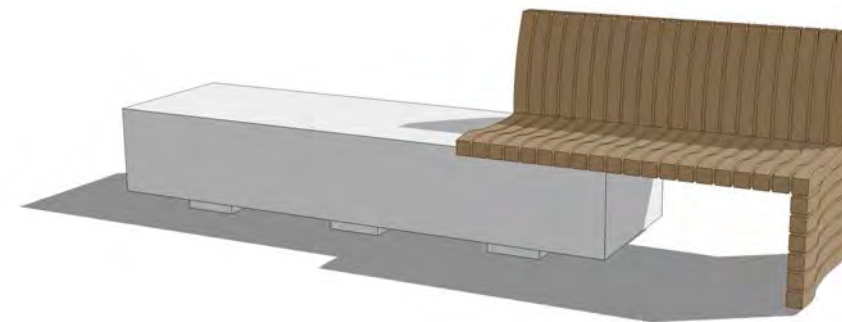
FS5

memorial plaque benches
granite clad precast seat with relocated
memorial plaques set within



FS6

concrete precast bench
hardwood timber seat
- 50% with backs
- 10% with arms





FS7

natural stone short seat



FS8

natural stone long seat




FS9

natural stone solid cube seat

FS11

timber slatted bench



FM1

freestanding walls for relocated memorial plaques

