

Waste Composition of a WCC Yellow Refuse Bag

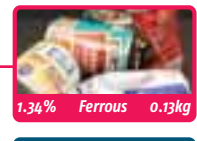
(Based on SWAP 2005)




By Vol % By Weight kg




1.78% Other 0.13kg
Rubber, Timber, Rubble
Hazardous, Electrical,
Non Ferrous




1.34% Ferrous 0.13kg



1.46% Glass 0.24kg



2.96% Textiles 0.19kg




7.65% Sanitary 0.46kg



18.74% Putrescibles 2.52kg



Papers & Cardboard
28.36% 1.23kg



37.71% Plastics 0.96kg

Total: 59.42l 5.86kg