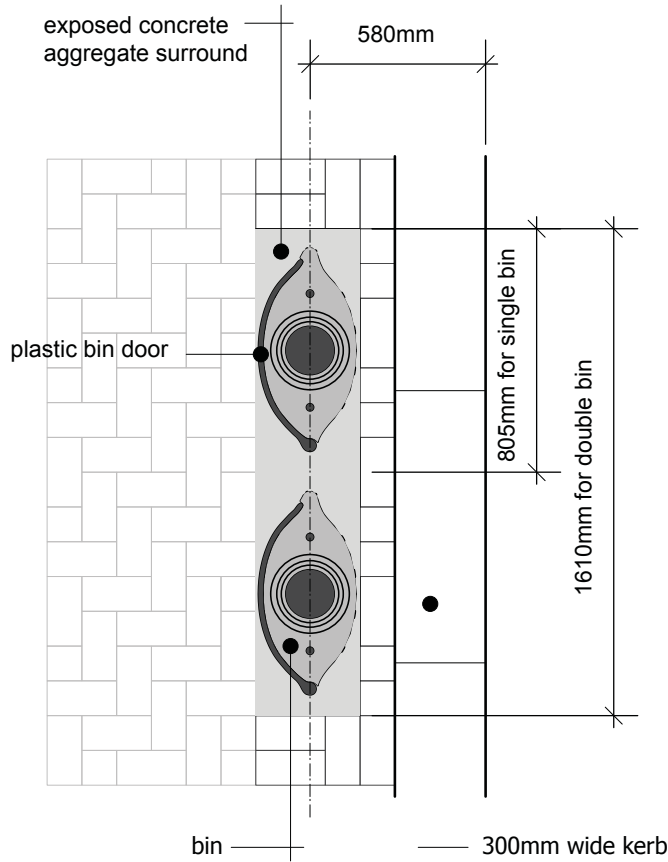
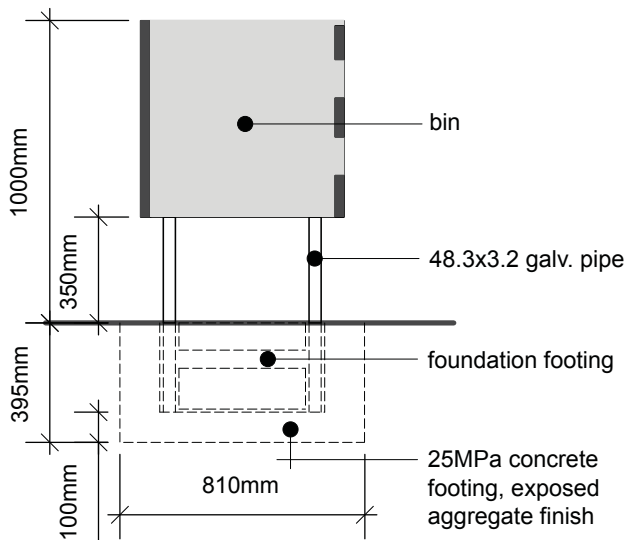


F11 0 City Bin installation




Plan

Scale 1:25@A4



Elevation

Scale 1:25@A4



Description: A free standing, 45 litre capacity bin

Application: For use on all streets throughout the central city.

Supplier: Wellington City Council.

Manufacturer: A.E.Tilley

Finish:

- Aluminum face: propeller plate, 30mm satin.
- Plastic face: black recycled plastic, textured finish. For a recycle bin, replace black colour with green.

Installation:

- To be installed with an exposed concrete aggregate surround (see G230) on all Premier Level Streets and Special Streets & Lanes. No concrete surround required when installed on all other street levels.
- Ensure location of bin is not blocking pedestrian movement.
- Minimum set back to centre of bin from edge of kerb is 580mm.
- Steel plate to face onto road when bin is installed on kerb edge, to face wall when bin is installed adjacent to building with adequate opening room.
- Bin is to be installed into the foundation footing that is supplied with the bin, top of footing to level with finished level of footpath.
- Bin is to be installed plum along footpath and across footpath.

Maintenance:

- Empty regularly, ensure door is firmly closed.
- Clean the top of the bin when emptying with detergent and wipe dry
- Plastic bags can be used for liner of bin
- When bin is damage, remove from site and replace.